



			ᅁ1	ᅁ2	ᅁ3	ᅁ4	ᅁ5	ᅁ6	ᅁ7	ᅁ8	ᅁ9	ᅁ10	П	Д	Tex.	Тр.	Пр.	Вр.	Result	SUMMA
1. GREDASOVA Sofija		LAT 2009	1	2	2	4	4	5	3	3	3	4	0	0	16.9		9.65	14.070	40.620	86.855
			2	2	3	2	6	4	5	6	6	6	6	0	0	15.8	6.7	9.55	14.185	46.235
2. MOROZOVA Veronika		LAT 2008	2	3	3	3	4	5	4	3	4	4	0	0	16.5		9.55	13.525	39.575	85.460
			2	2	2	4	4	6	4	5	4	6	0	0	16.1	6.4	9.85	13.535	45.885	
3. MAKAROVA Sofija		LAT 2011	3	3	4	4	3	3	4	4	6	5	1	0	16.0		9.75	12.970	38.720	81.350
			4	6	6	6	6	6	5	6	6	6	6	1	0	14.2	6.4	9.50	12.530	42.630
4. ŠKVARKOVA Anastasija		LAT 2011	3	4	3	4	4	3	5	4	6	7	1	0	15.6		9.55	12.550	37.700	80.830
			2	4	4	4	3	4	6	6	4	5	5	1	0	15.7	5.1	9.40	12.930	43.130
5. VESELOVA Olesja		LAT 2011	3	5	4	5	3	3	4	4	4	6	0	0	15.9		9.70	11.940	37.540	79.125
			2	6	4	4	5	6	5	4	4	4	4	0	0	15.6	4.4	9.70	11.885	41.585
6. JEVSEJENKO Anna		LAT 2008	5	6	6	6	4	4	5	6	6	6	1	0	14.5		9.60	11.820	35.920	76.180
			4	5	5	5	4	4	4	4	4	5	5	0	0	15.5	3.1	9.60	12.060	40.260
7. JERJOMENKO Jelizaveta		LAT 2009	4	3	4	5	4	6	4	4	4			0	14.2		8.25	11.485	33.935	75.800
			2	3	4	6	4	6	6	4	5	6	0	0	15.4	5.0	8.85	12.615	41.865	



			ᅁ1	ᅁ2	ᅁ3	ᅁ4	ᅁ5	ᅁ6	ᅁ7	ᅁ8	ᅁ9	ᅁ10	П	Д	Tex.	ᅁр.	ᅁр.	ᅁр.	Result	SUMMA
1. BARKOV	Denis	LTU 2012	3	4	4	4	6	6	5	4	4	4	1	0	15.5		9.70	14.245	39.445	84.700
			6	4	6	6	4	4	6	4	6	6	0	0	14.8	7.5	9.75	13.205	45.255	
2. CHARITONOV	Jeremei	LTU 2013	4	4	5	6	6	4	6	5	5	6	1	0	14.8		9.10	12.980	36.880	78.855
			5	6	6	6	6	6	5	5	5	5	1	0	14.4	6.2	9.00	12.375	41.975	
3. SAPEL	Kiril	LTU 2013	3	4	4	4	4	5	4	6	6	6	2	0	15.2		9.65	12.665	37.515	77.385
			4	5	4	4	4	4	5	4	5	6	20	0	13.5	5.4	9.00	11.970	39.870	
4. DENISENKO	Stanislav	LAT 2013	2	4	4	2	3	3	4	4	4	4	1	0	16.5		9.50	11.575	37.575	76.895
			3	4	4	4	6	6	5	6	6	6	1	0	14.9	3.9	9.50	11.020	39.320	
5. DERVU	Marks	LAT 2013	4	5	5	4	4	4	4	4	5	4	1	0	15.6		9.65	12.295	37.545	73.505
			4	4	5	5	5	5	6	6	6			0	13.4	3.8	8.05	10.710	35.960	
6. LEPLENKO	Timurs	LAT 2013	6	5	3	4	4	4	4	4	4	6	2	0	15.4		9.45	9.650	34.500	71.100
			6	5	4	3	2	3	4	6	6	6	1	0	15.4	2.1	9.45	9.650	36.600	
7. NAROVČENKO	David	LTU 2013	6	6	6	5	6	6	6	6	6	6	0	0	14.1		9.60	9.210	32.910	58.325
			5	6	6	6	5	6	7					0	9.9	1.0	6.50	8.015	25.415	








			ᅁ1	ᅁ2	ᅁ3	ᅁ4	ᅁ5	ᅁ6	ᅁ7	ᅁ8	ᅁ9	ᅁ10	П	Д	Tex.	Тр.	Пр.	Вр.	Result	SUMMA
1.	SELIVANOVA Loreta	LAT 2014	3	3	2	3	2	3	4	3	3	4	0	0	17.0		9.55	13.150	39.700	84.585
			3	2	3	3	5	3	4	3	4	4	4	0	16.2	6.2	9.30	13.185	44.885	
2.	GAVARANE Nikolina	LAT 2012	3	3	2	4	4	6	5	6	5	5	1	0	15.6		9.30	13.175	38.075	81.510
			2	4	4	4	4	6	6	4	6	6	1	0	15.3	5.4	9.60	13.135	43.435	
3.	LAZAREVA Jekaterina	LAT 2012	3	4	4	4	4	4	5	4	5	6	1	0	15.6		9.35	12.485	37.435	80.445
			2	4	4	4	4	4	5	5	2	5	2	0	15.9	5.2	9.60	12.310	43.010	
4.	ČERNAVSKA Arina	LAT 2014	3	2	3	3	2	2	2	3	5	5	1	0	16.9		9.15	12.250	38.300	80.349
			4	5	4	5	4	5	4	3	4	6	1	0	15.5	4.8	9.75	11.999	42.049	
5.	SPILVE Iveta	LAT 2012	4	4	4	4	2	2	4	3	5	5	0	0	16.3		9.50	11.585	37.385	78.465
			4	6	4	4	4	4	3	4	5	6	1	0	15.5	4.6	9.60	11.380	41.080	
6.	RODIONOVA Valerija	LAT 2014	2	2	4	2	3	4	4	4	4	6	1	0	16.4		9.25	11.920	37.570	78.450
			3	4	5	6	6	4	3	3	5	6	0	0	15.5	4.1	9.10	12.180	40.880	
7.	ČERNAVSKA Agrita	LAT 2014	4	6	6	2	2	2	2	2	4	5	1	0	16.4		9.80	11.080	37.280	68.705
			4	5	4	2	3	4	6	5			0		12.7	2.0	7.80	8.925	31.425	







		ᅁ1	ᅁ2	ᅁ3	ᅁ4	ᅁ5	ᅁ6	ᅁ7	ᅁ8	ᅁ9	ᅁ10	П	Д	Tex.	Тр.	Пр.	Вр.	Result	SUMMA
1. TAŠKIN	Aleksandr LTU 2010	2	3	5	5	4	4	4	4	4	4	1	0	16.0		9.55	14.710	40.260	87.575
		6	6	5	4	4	5	4	4	4	5	1	0	15.2	8.7	9.05	14.365	47.315	
2. SVITKO	Aleksej LTU 2011	3	4	5	5	4	4	4	4	4	3	2	0	15.8		9.80	14.240	39.840	86.225
		5	6	6	6	6	6	4	4	4	5	1	0	14.7	9.0	9.40	13.285	46.385	
3. SLESAREVS	Artjoms LAT 2011	5	4	4	4	6	4	4	5	5	6	1	0	15.2		9.45	13.345	37.995	84.095
		4	4	4	7	6	5	4	4	4	5	1	0	15.2	7.7	9.35	13.850	46.100	
4. BUGROV	Artur LTU 2010	5	6	6	6	6	6	6	6	6	6	2	0	13.9		9.40	13.015	36.315	77.160
		5	6	6	6	6	6	6	6	6	6	3	0	13.8	3.8	9.25	13.995	40.845	
5. SUKHOV	Egor LTU 2011	6	5	6	6	7	6	6	6	6	6	1	0	13.9		9.35	13.950	37.200	77.150
		5	6	6	6	7	6	6	6	6	5	2	0	13.9	3.8	9.25	13.000	39.950	
6. LAPIENAS	Danielius LTU 2011	5	6	6	6	6	6	6	6	5	5	1	0	14.2		9.60	12.180	35.980	75.865
		4	5	6	6	6	6	6	5	6	7	2	0	14.1	4.5	9.25	12.035	39.885	
7. ŠOROHOVS	Matvejs LAT 2011	4	4	6	6	6	6	6	6	6	8	1	0	14.1		8.80	11.760	34.660	73.320
		4	4	6	6	5	6	5	6	6	6	1	0	14.5	3.1	9.30	11.760	38.660	
8. BOGDANOVS	Arturs LAT 2010	6										0		1.4		0.75	1.265	3.415	23.365
		6	6	6	6	6						0		7.0	2.3	4.50	6.150	19.950	









				ᅁ1	ᅁ2	ᅁ3	ᅁ4	ᅁ5	ᅁ6	ᅁ7	ᅁ8	ᅁ9	ᅁ10	П	Д	Tex.	ᅁp.	ᅁp.	ᅁp.	Result	SUMMA
1. SAPEL	Artiom		LTU 2015	6	4	4	3	6	6	5	6	6	6	1	0	14.7		9.55	11.490	35.740	73.805
				6	6	4	6	6	4	6	6	6	6	6	4	0	14.0	3.7	9.25	11.115	38.065
2. RIHLOVS	Bogdans		LAT 2015	4	4	6	4	4	3	5	3	4	4	0	0	15.9		9.70	9.705	35.305	73.175
				6	4	5	6	4	4	4	4	6	5	0	0	15.2	3.1	10.00	9.570	37.870	
3. MIHAIL	Gauz		LAT 2014	4	3	4	4	5	6	5	4	4	5	0	0	15.6		9.85	10.245	35.695	72.400
				5	4	4	2	2	4	5	4	4	5	1	0	16.0	0.7	9.70	10.305	36.705	
4. MARKO	Artiom		LTU 2014	6	6	5	6	6	6	6	6	6	7	2	0	13.8		9.55	10.505	33.855	69.370
				7	5	6	6	6	6	6	6	6	6	6	6	2	0	13.8	1.7	9.60	10.415
5. HOPŠTETERS	Arturs		LAT 2015	6	6	6	6	6	6	6	6	6	6	4	0	13.6		9.90	7.850	31.350	63.915
				6	6	6	6	6	6	6	6	6	6	6	6	4	0	13.6	0.8	9.85	8.315



				ᅁ1	ᅁ2	ᅁ3	ᅁ4	ᅁ5	ᅁ6	ᅁ7	ᅁ8	ᅁ9	ᅁ10	П	Д	Tex.	ᅁр.	ᅁр.	ᅁр.	Result	SUMMA
1. KALININA	Elena	 LTU 2015		4	2	2	3	5	6	6	5	4	5	1	0	15.7		9.00	11.925	36.625	78.940
				2	4	4	5	4	5	6	6	5	5	1	0	15.3	6.0	9.60	11.415	42.315	
2. ŠIKŠNIAN	Olivija	 LTU 2015		6	4	4	4	5	6	5	5	4	5	1	0	15.1		9.60	9.455	34.155	70.985
				6	4	3	3	4	4	4	5	4	5	1	0	15.7	2.0	9.45	9.680	36.830	
3. PAKULNEVIČA	Taisija	 LAT 2015		4	4	5	5	6	6	6	6	6	8	2	0	14.2		9.80	9.545	33.545	67.975
				6	6	5	5	5	5	4	6	6	6	3	0	14.3	0.8	9.85	9.480	34.430	
4. VINOGRADOVA	Ekateriva	 LAT 2014		5	6	5	4	3	4	4	4	4			0	14.1		8.55	7.990	30.640	66.875
				5	5	6	4	3	2	3	3	4	6	1	0	15.8	1.4	9.75	9.285	36.235	



		ᅁ1	ᅁ2	ᅁ3	ᅁ4	ᅁ5	ᅁ6	ᅁ7	ᅁ8	ᅁ9	ᅁ10	П	Д	Тех.	Тр.	Пр.	Вр.	Result	SUMMA
1. NAIDIONOV	Veslav  LTU 2016	5	4	3	5	5	3	3	5	4	6	2	0	15.5		9.90	11.135	36.535	75.170
		4	6	4	6	6	4	6	6	5	5	1	0	14.7	3.8	9.65	10.485	38.635	
2. KOVALEVSKIJ	Miron  LTU 2016	6	4	4	4	6	6	4	6	6	6	1	0	14.7		9.80	10.990	35.490	74.350
		4	6	4	6	6	6	6	4	6	6	1	0	14.5	3.8	9.90	10.660	38.860	
3. ŠUTAS	Mykolas  LTU 2016	5	6	6	5	5	6	6	6	5	5	2	0	14.3		9.60	9.635	33.535	69.245
		6	4	4	4	4	6	6	5	4	7	4	0	14.6	2.0	9.40	9.710	35.710	
4. ZAIKIN	Georgij  LTU 2016	6	6	6	6	6	6	6	5	6	6	2	0	13.9		9.50	9.570	32.970	66.950
		8	6	6	6	5	6	6	6	6	6	3	0	13.6	1.7	9.40	9.280	33.980	
5. LATOČKA	Mark  LTU 2016	6	6	6	6	6	6	6	7	6	7	12	20	10.6		9.45	8.559	28.609	61.504
		6	6	6	6	6	6	6	6	6	6	2	0	13.8	1.2	9.50	8.395	32.895	
6. KALUGA	Glebs  LAT 2016																	–	0
																		–	









				ᅁ1	ᅁ2	ᅁ3	ᅁ4	ᅁ5	ᅁ6	ᅁ7	ᅁ8	ᅁ9	ᅁ10	П	Д	Тех.	Тр.	Пр.	Вр.	Result	SUMMA
1.	BALAJEVA	Anastasija	 LAT 2016	6	4	3	2	2	2	2	4	4	4	1	0	16.6		9.90	9.995	36.495	75.060
				6	4	2	2	2	2	4	3	3	4	0	0	16.8	2.1	9.75	9.915	38.565	
2.	KUZMINA	Jūlija	 LAT 2016	6	4	6	4	3	4	4	3	4	6	3	0	15.3		9.50	9.755	34.555	72.980
				6	4	2	2	2	2	4	4	3	6	1	0	16.4	2.0	10.00	10.025	38.425	
3.	GRIGORJEVA	Ksenija	 LTU 2016	6	5	5	4	4	6	6	6	4	5	2	0	14.7		9.90	8.000	32.600	39.370
				5	6										0	2.9	0.5	1.90	1.470	6.770	







		Э1	Э2	Э3	Э4	Э5	Э6	Э7	Э8	Э9	Э10	П	Д	Тех.	Тр.	Пр.	Синхр.	Result	SUMMA				
1. TAŠKIN SVITKO	Aleksandr		LTU	2010	1.5	2.0	2.0	2.25	2.25	2.5	2.75	2.75	2.25	2.25	1.0	0	7.65		9.65	18.40	35.700	76.475	
	Aleksej		LTU	2011	2.75	2.75	3.0	3.0	3.0	3.0	2.75	2.75	2.5	3.0	0.25	0	7.125	8.1	9.55	16.00	40.775		
2. BARKOV SUKHOV	Denis		LTU	2012	2.25	3.0	3.25	3.25	3.0	3.0	2.75	2.75	3.25	2.75	1.0	0	6.975		9.25	18.60	34.825	73.975	
	Egor		LTU	2011	2.5	3.0	3.0	2.75	3.0	3.0	3.0	2.75	2.75	2.5	0.25	0	7.15	3.8	9.20	19.00	39.150		
3. ŠOROHOVS DERVU	Matvejs		LAT	2011	2.25												0	0.775		0.85	1.40	3.025	38.275
	Marks		LAT	2013	2.25	2.5	3.0	2.5	2.0	2.75	3.0	2.75	2.5	3.0	0.25	0	7.35	2.1	9.80	16.00	35.250		











				Э1	Э2	Э3	Э4	Э5	Э6	Э7	Э8	Э9	Э10	П	Д	Тех.	Тр.	Пр.	Синхр.	Result	SUMMA
1.	GAUZ	Mihails	 LAT 2014	2.25	2.5	2.0	2.0	2.25	2.25	2.75	2.25	2.75	2.75	0	0	7.625		9.70	18.20	35.525	68.500
	LEPLENKO	Timurs	 LAT 2013	2.0	2.0	2.25	2.5	2.5	2.5	2.5	2.5	3.0	3.0	0	0	7.525	0.8	9.85	14.80	32.975	
2.	MARKO	Artiom	 LTU 2014	3.0	2.75	3.0	3.0	2.75	3.0	3.25	3.25	3.0	3.0	0.75	0	6.925		9.60	16.40	32.925	66.475
	ZAIKIN	Georgij	 LTU 2016	2.75	3.0	3.0	3.0	2.75	3.0	3.0	3.0	3.0	3.0	5.5	0	6.50	1.7	9.75	15.60	33.550	
3.	CHARITONOV	Jeremei	 LTU 2013	2.0	2.5	2.75	2.5	2.75	2.25	2.25	2.0	3.25	2.5	0	0	7.525		9.60	18.20	35.325	62.775
	SAPEL	Kiril	 LTU 2013	2.0	2.25	2.5	2.5	2.5	2.5	2.25					0	5.35	2.9	6.40	12.80	27.450	







				Э1	Э2	Э3	Э4	Э5	Э6	Э7	Э8	Э9	Э10	П	Д	Тех.	Тр.	Пр.	Синхр.	Оценка	Итого
1.	SELIVANOVA Loreta		LAT 2014	1.25	1.0	1.5	2.0	1.25	1.25	1.25	1.5	2.25	2.25	0	0	8.45		9.35	19.20	37.000	77.525
	ČERNAVSKA Arina		LAT 2014	1.0	1.25	2.0	2.25	1.75	2.25	2.5	1.25	1.75	2.25	0	0	8.175	4.5	9.25	18.60	40.525	
2.	RODIONOVA Valerija		LAT 2014	1.5	1.75	2.0	2.25	2.25	1.5	1.75	1.5	2.0	2.5	0.25	0	8.075		9.35	18.60	36.025	74.925
	LAZAREVA Jekaterina		LAT 2012	1.5	2.0	2.0	2.25	2.5	1.0	1.5	1.25	2.25	2.5	0.25	0	8.10	4.0	9.60	17.20	38.900	









					Э1	Э2	Э3	Э4	Э5	Э6	Э7	Э8	Э9	Э10	П	Д	Тех.	Тр.	Пр.	Синхр.	Оценка	Итого
1.	GREDasOVA Sofija		LAT 2009		1.5	1.25	1.75	2.25	1.75	2.0	2.0	2.0	1.75	1.75	0	0	8.20		9.45	18.40	36.050	78.800
	MOROZOVA Veronika		LAT 2008		1.25	1.75	1.5	2.0	2.5	2.25	2.75	2.75	2.25	2.0	0	0	7.90	6.4	9.45	19.00	42.750	
2.	ŠKVARKOVA Anastasija		LAT 2011		1.75	1.75	2.75	2.5	1.75	1.75	1.75	1.75	2.25	2.25	0.25	0	7.95		9.60	18.20	35.750	76.000
	MAKAROVA Sofija		LAT 2011		1.75	1.75	2.5	2.5	1.75	1.75	1.5	1.75	2.5	2.5	0.25	0	7.95	4.0	9.70	18.60	40.250	
3.	JERJOMENKO Jelizaveta		LAT 2009		3.0	2.0	2.25	1.5	1.5	3.0	1.5	1.75	1.75	2.5	0.5	0	7.875		9.45	18.40	35.725	74.950
	GAVARANE Nikolina		LAT 2012		2.5	2.5	2.25	3.0	2.75	2.25	1.75	2.0	2.0	2.25	0	0	7.675	3.9	9.45	18.20	39.225	
4.	VESELOVA Olesja		LAT 2011		1.5	2.0	2.0	1.25	1.5	1.75	2.75	1.75	2.0	2.0	0.25	0	8.125		9.65	18.40	36.175	73.925
	SILVE Iveta		LAT 2012		1.5	1.75	2.0	1.75	1.5	2.0	2.0	2.25	3.0	2.75	0	0	7.95	3.1	9.70	17.00	37.750	



					Э1	Э2	Э3	Э4	Э5	Э6	Э7	Э8	Э9	Э10	П	Д	Тех.	Тр.	Пр.	Синхр.	Result	SUMMA
1.	NAIDIONOV	Veslav		LTU 2016	2.25	2.0	2.75	2.75	2.5	3.25	2.5	2.5	2.0	2.5	0	0	7.50		9.50	18.80	35.800	74.150
	KOVALEVSKIJ	Miron		LTU 2016	2.5	2.0	2.0	2.5	2.75	2.5	2.5	2.75	2.5	3.0	0.5	0	7.45	2.0	9.70	19.20	38.350	
2.	KALUGA	Glebs		LAT 2016	1.75	2.5	2.25	2.75	2.5	2.75	2.75	2.5	2.5	2.5	0.75	0.25	7.425		9.70	19.00	36.125	71.325
	RIHLOVS	Bogdans		LAT 2015	2.25	2.0	2.0	2.0	1.75	2.0	2.25	2.25	2.75	3.0	0.25	0	7.75	0.9	9.75	16.80	35.200	



					Э1	Э2	Э3	Э4	Э5	Э6	Э7	Э8	Э9	Э10	П	Д	Тех.	Тр.	Пр.	Синхр.	Result	SUMMA
1.	KUZMINA	Jūlija	 LAT	2016	1.25	1.5	2.0	1.25	1.5	1.25	1.75	1.75	2.0	2.25	0.5	0	8.30		9.60	16.40	34.300	70.650
	BALAJEVA	Anastasija	 LAT	2016	1.5	1.75	1.25	1.25	1.5	1.5	1.5	1.75	2.0	2.5	0	0	8.35	0.9	9.70	17.40	36.350	
2.	ŠIKŠNIAN	Olivija	 LTU	2015	2.5	2.0	1.75	1.75	2.5	2.0	1.75	2.5	2.0	2.25	0.25	0	7.875		9.50	16.20	33.575	68.025
	KALININA	Elena	 LTU	2015	2.75	1.75	1.75	1.5	1.75	1.5	2.0	2.25	2.0	2.25	0	0	8.05	2.0	9.20	15.20	34.450	
3.	PAKULNEVIČA	Taisija	 LAT	2015	2.5	2.25	2.0	2.5	2.75	2.75						0	4.525		5.85	8.80	19.175	50.400
	VINOGRADOVA	Ekateriva	 LAT	2014	2.75	2.25	2.25	2.0	2.5	2.5	2.75	3.0	3.0	3.25	0.5	0	7.325	0.8	9.90	13.20	31.225	